


# NEW...SDL APPLICATION BLOCKS

Patent Pending

Another Great Idea from Creative Millwork



**SIGNIFICANT COST SAVINGS!**







**\*THE EASY WAY\***

Faster Application Time  
**= INCREASED THROUGHPUT**

Save Several Hours Per Day!

Apply Any Grille Pattern **ALL AT ONCE!**

**\$132.00 Net Per 12 Pack**




- 1) Assemble Your SDL Grille Kit From Creative Millwork
- 2) Place SDL APPLICATION BLOCKS On Top Of Joints & Press Grille Into Block
- 3) Remove SDL Tape Liner & Flip The Grille Over
- 4) Place Blocks On Glass Surface & Move Grille Around To Check For Fit & Alignment
- 5) Press Fingers Onto The Grille Thru The Block Holes Adhering Grille To Surface Of the Glass. Use J Roller Across All Grille Surfaces

Contact Our Customer Support Team!

Proudly Made In America

888-759-7121 Or 440-992-3566



Order Now By Emailing: [cmo-order@creative.com](mailto:cmo-order@creative.com)